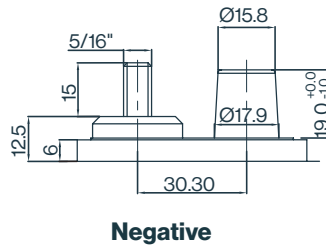
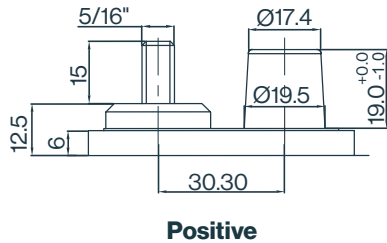


78445 GLOBAL DEEP CYCLE J305(6V315/C20)

Dual



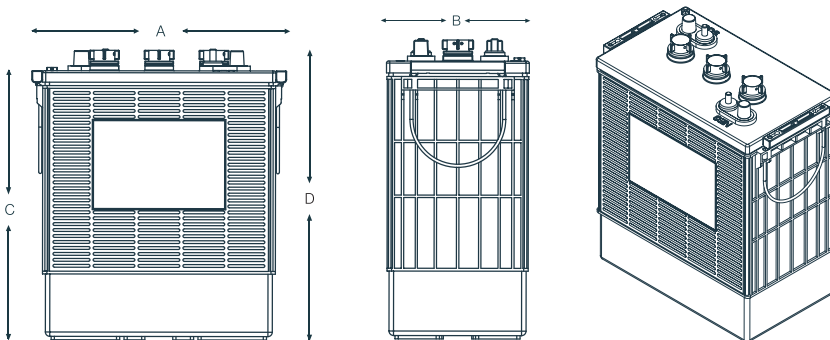
Electrical Specifications

C5 Capacity	270Ah
C20 Capacity	315Ah
Voltage	6V
80% DOD Voltage Cutoff	5.6V
Self Discharge	Less than 3% per month (20°C)
Charge Temperature	Min: -10°C / Max: 50°C
Discharge Temperature**	Min: -40°C / Max: 50°C
Storage	Min: -20°C / Max: 60°C

Mechanical Specifications

Industry Reference	J305
Length (A)	308 mm
Width (B)	174 mm
Height (C)	339 mm
Height (D)	365 mm
Weight	40.5 kgs
Terminal (Opt'l)	Dual
Cell(s)	3
Electrolyte	Flooded
Terminal Torque Nm	8

NOTE: There is a tolerance of +/-2%.



General Features

Flooded bloc batteries

Good high current performance for extreme operating conditions

1000 cycles (IEC 60254)

Recyclable

Long cycle life

Low self discharge rate

Applications

Cleaning Machines

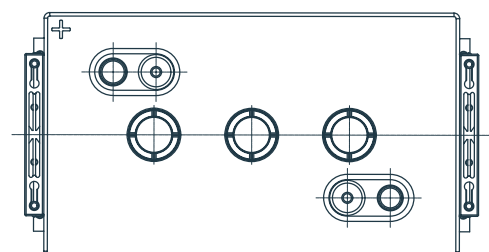
Aerial Platforms & Lifters

Pallet Trucks

Golf Carts

Left - positive

Right - negative



Compliant with IEC 60254